

# World Charting REPORT

using *Integrated Pitchfork Analysis*

(Please firstly read the Disclaimer at last page, and then the Report)




[www.pitchforktrader.com](http://www.pitchforktrader.com)

by Dr Mircea Dologa, MD, CTA

[mircdologa@yahoo.com](mailto:mircdologa@yahoo.com)

MORNING of March 16 – 2009



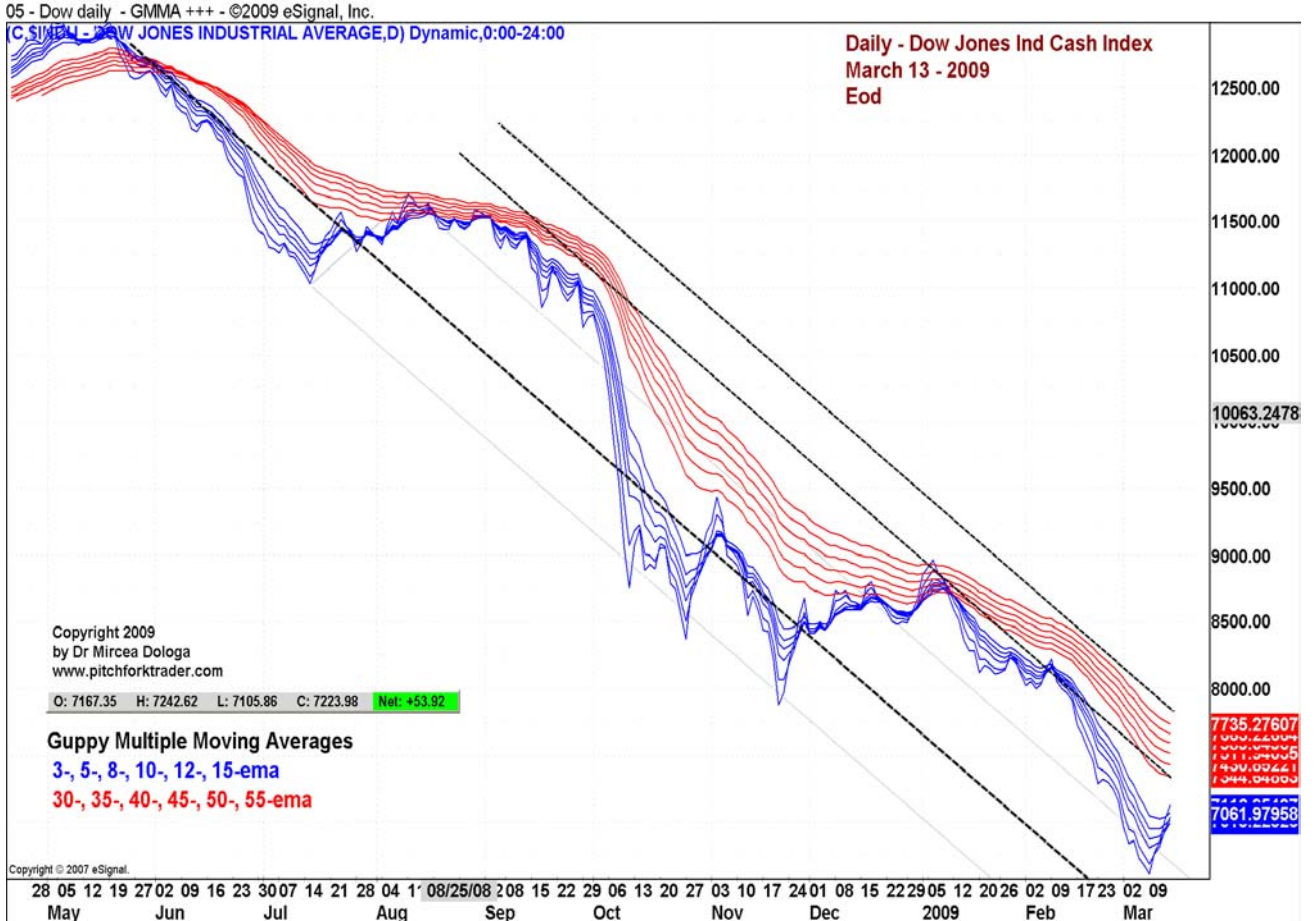
The traders must progressively monitor the conditions of the market movements that validate or invalidate the recommended forecasts. The market forecasts of this study have a very high probability, but they might not be exact. An astute trader always trades the market behaviour, not only the forecasts. *Go with the market, let it be your guide and never impose anything on its behaviour.*

Our research strongly suggests a “top-down” market analysis rather than other procedures. In our opinion, the performed studies with *Cash Index* data are more illustrative than those with *Futures Index* data. However, due to our *Futures* trading preferences, we will use every time, the most adequate data, for that specific traded vehicle.

## 1. Dow Jones Industrial Average Index – DJIA

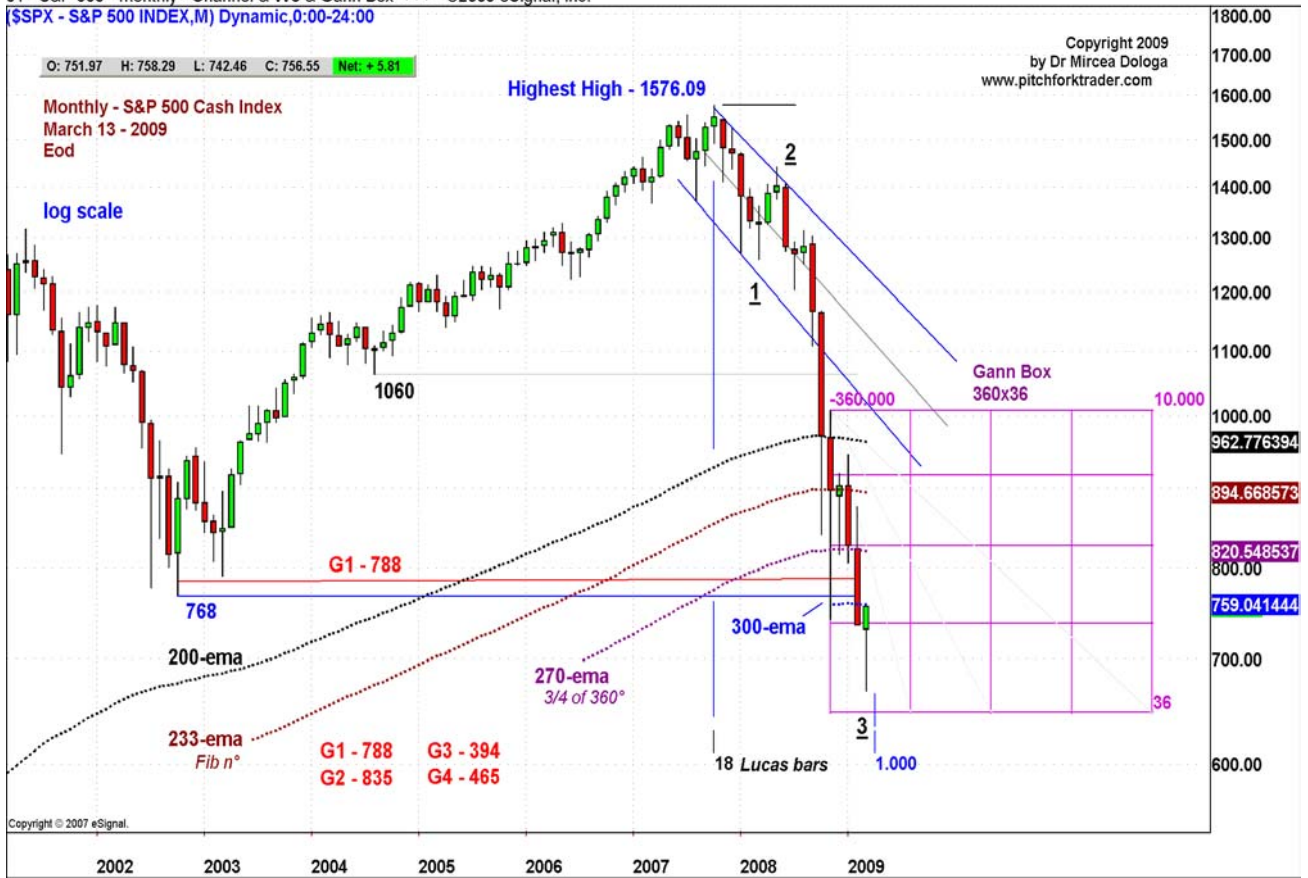






## 2. S&P 500 Index

01 - S&P 500 - monthly - Channel & W3 & Gann Box +++ - ©2009 eSignal, Inc.  
 (\$SPX - S&P 500 INDEX,M) Dynamic,0:00-24:00



02 - S&P 500 - weekly & PF +++ - ©2009 eSignal, Inc.  
 (\$SPX - S&P 500 INDEX,W) Dynamic,0:00-24:00



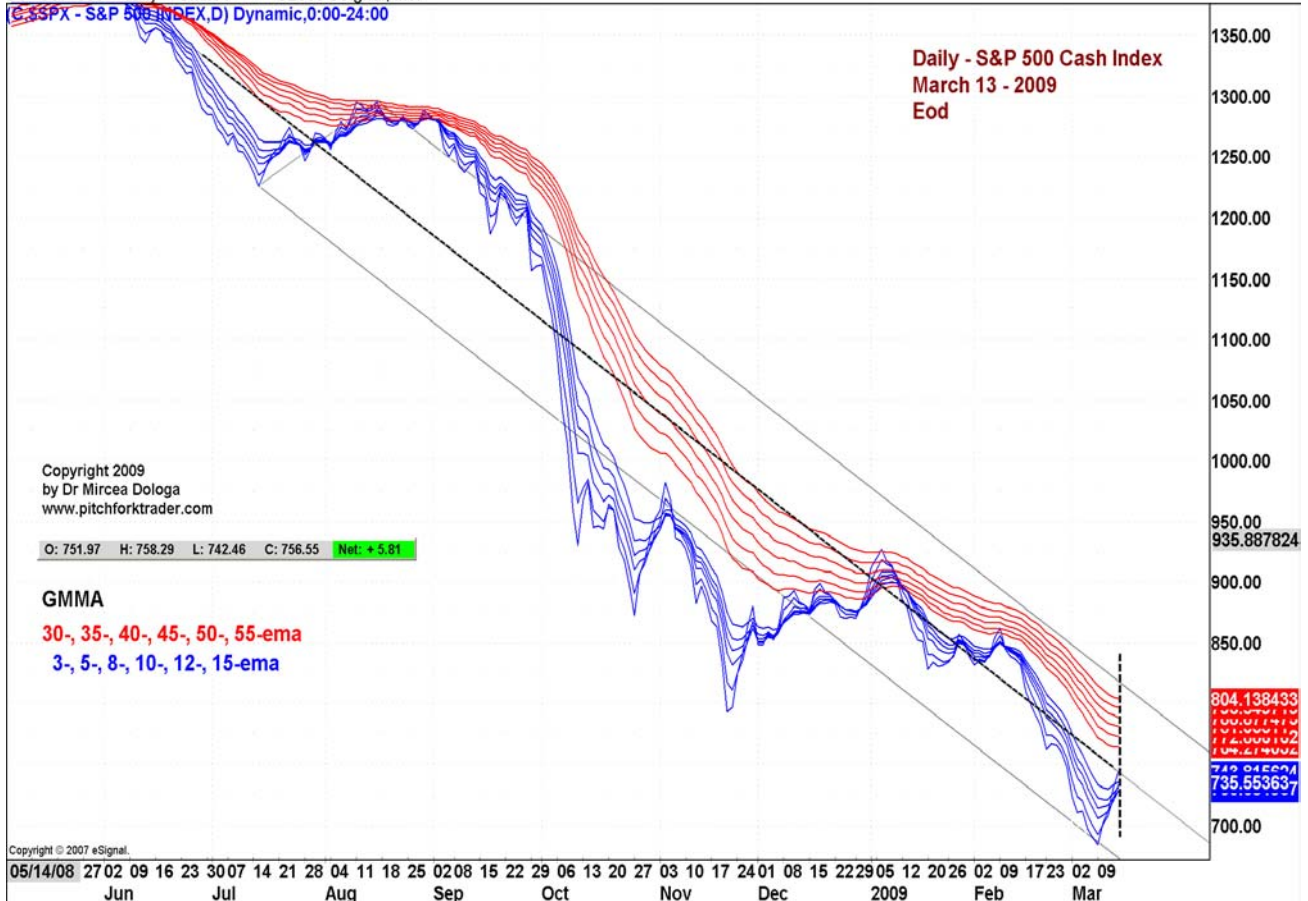
03 - S&P 500 - daily +++ - ©2009 eSignal, Inc.

(\$SPX - S&P 500 INDEX,D) Dynamic,0:00-24:00



04 - S&P 500 - daily - GMMA +++ - ©2009 eSignal, Inc.

(\$SPX - S&P 500 INDEX,D) Dynamic,0:00-24:00



05 - S&P 500 - ES - 60min - Gan Box +++ - ©2009 eSignal, Inc.  
 [ES H9 - E-MINI S&P 500,60] Dynamic,0:00-24:00



### 3. German Dax Index

02 - DAXI Weekly +++ - ©2009 eSignal, Inc.

[\$DAX-XET - DAX (PERFORMANCE-INDEX),W] Dynamic,0:00-24:00



03 - Dax daily +++ - ©2009 eSignal, Inc.  
 (AX H9-DT - DAX,D) Dynamic,0:00-24:00



05 - Dax 60min - EW + - ©2009 eSignal, Inc.  
 (AX H9-DT - DAX,60) Dynamic,0:00-24:00



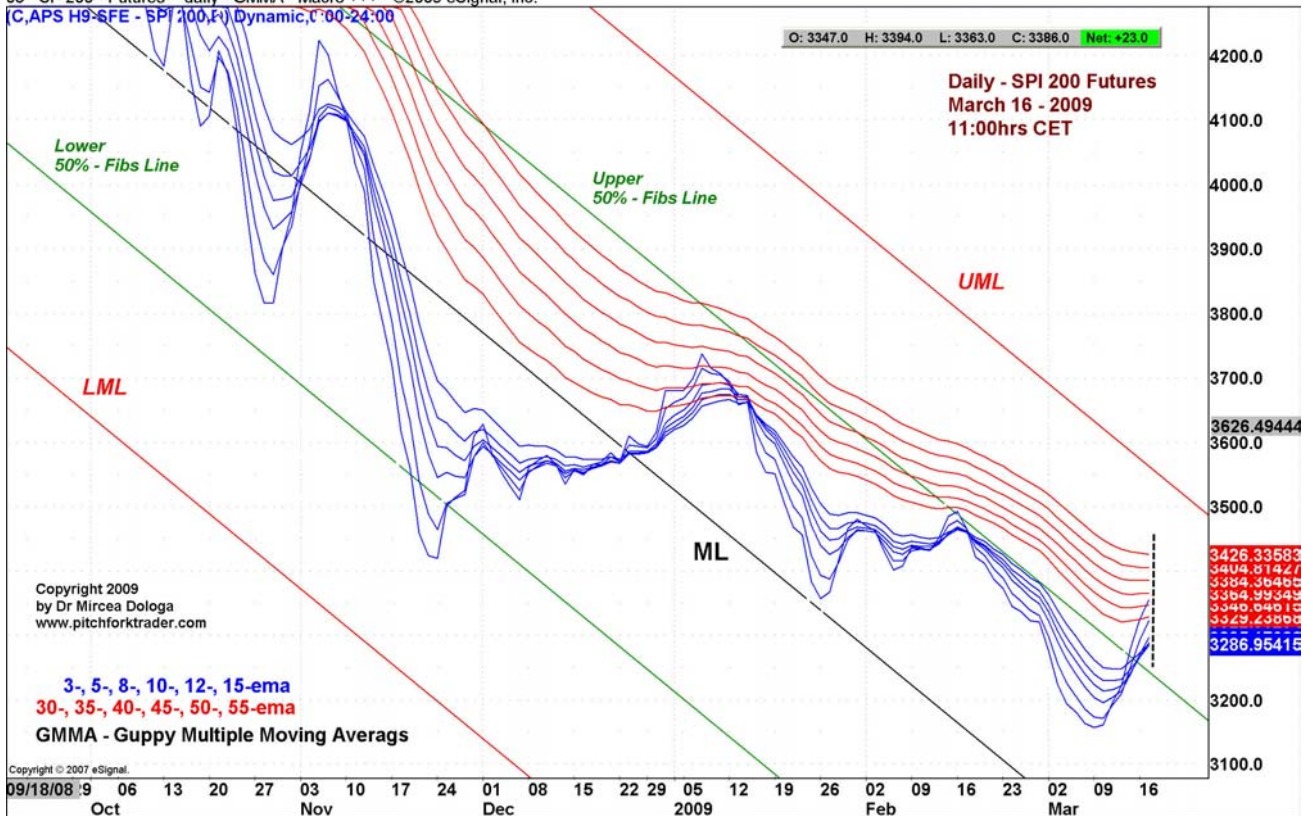
### 4. Australian S&P / ASX 200 Index



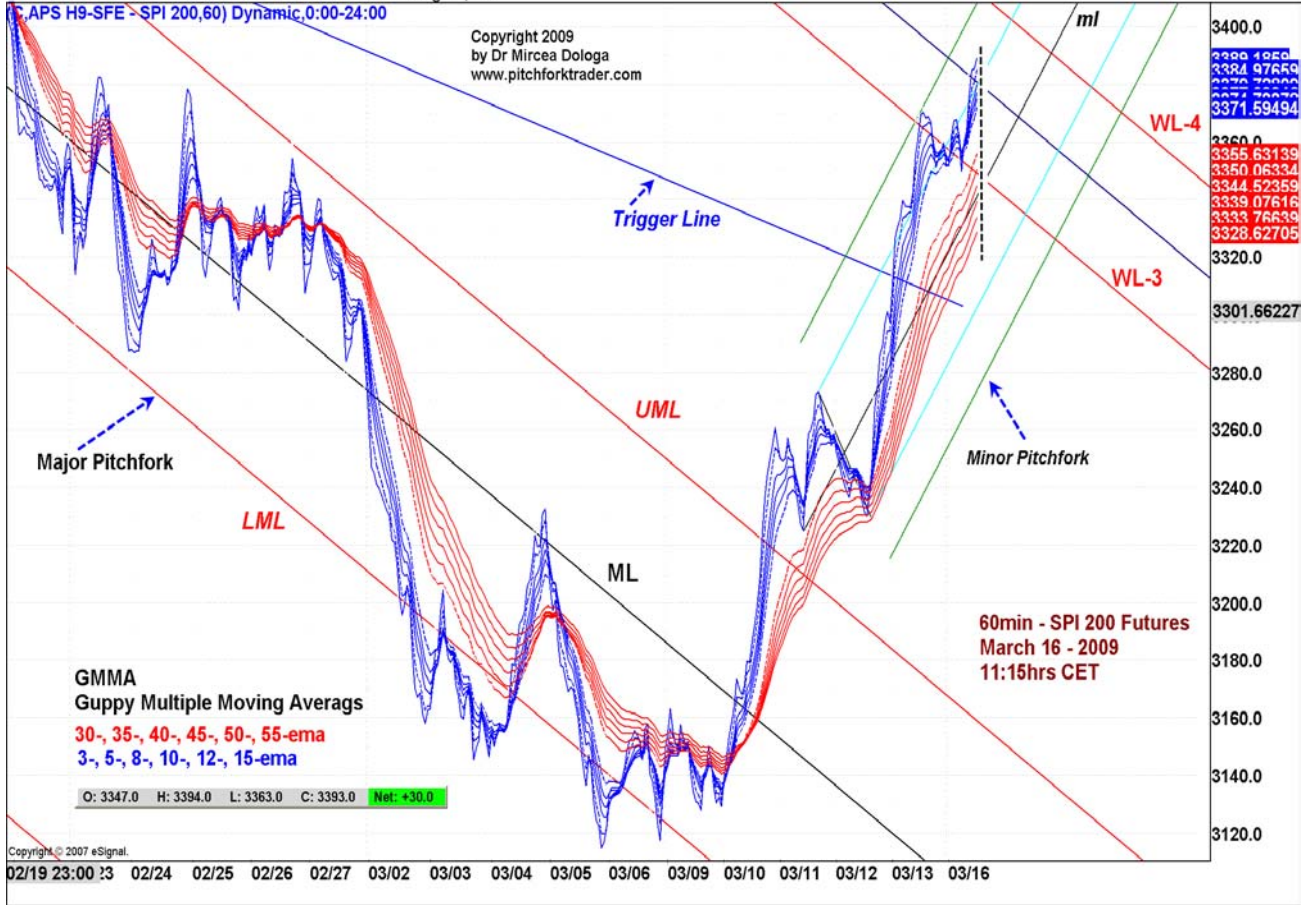
04 - SP 200 - Futures - daily - GMMMA - +++ - ©2009 eSignal, Inc.  
 (C,APS H9-SFE - SPI 200,D) Dynamic,0:00-24:00



05 - SP 200 - Futures - daily - GMMMA - Macro +++ - ©2009 eSignal, Inc.  
 (C,APS H9-SFE - SPI 200,F) Dynamic,0:00-24:00



07 - SP 200 - Futures - 60min - GMMA - + + + - ©2009 eSignal, Inc.



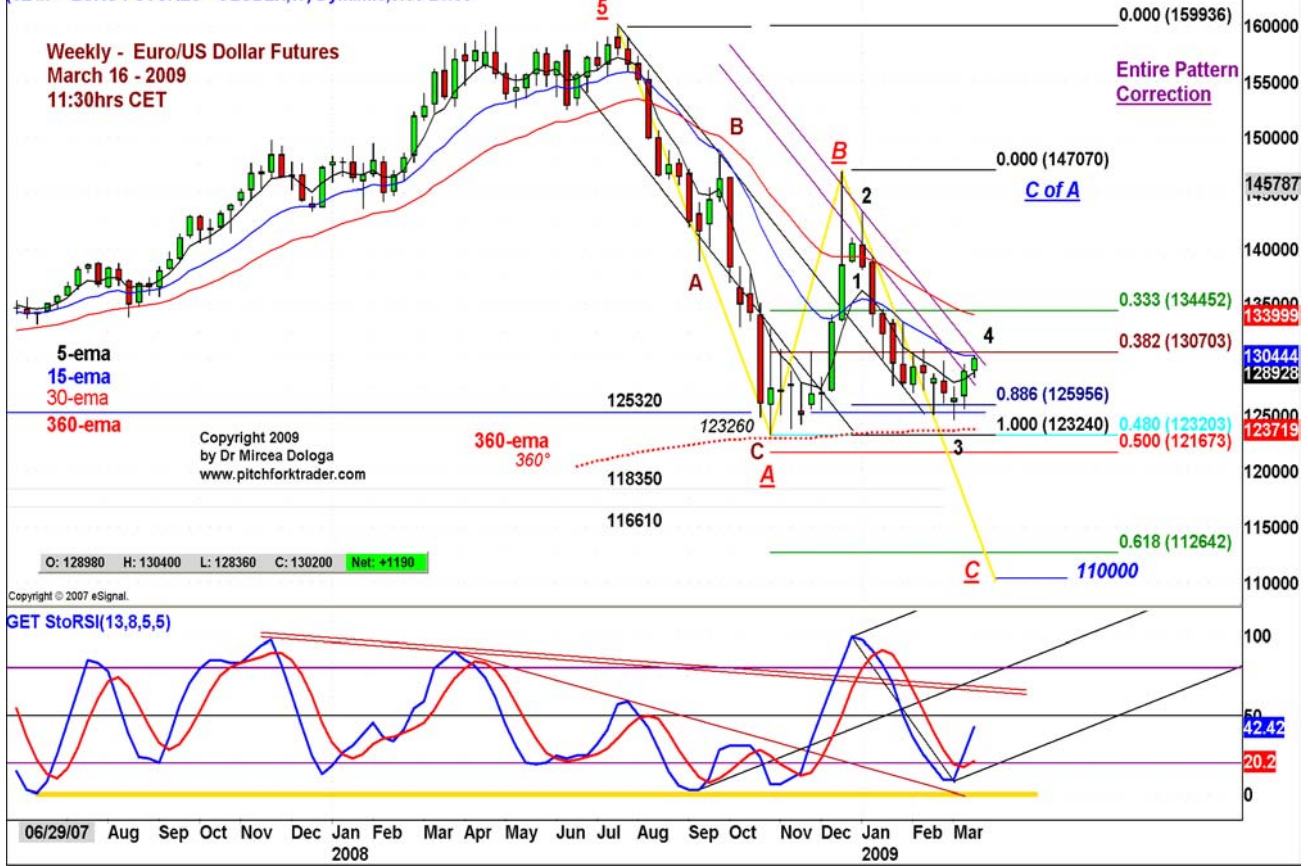
08 - SP 200 - Futures - 30min + + + - ©2009 eSignal, Inc.



### 5. Euro/Usd Futures - Major Currency

02 - EURUSD weekly ++ - ©2009 eSignal, Inc.

[6E #F - EURO FUTURES - GLOBEX,W] Dynamic,0:00-24:00

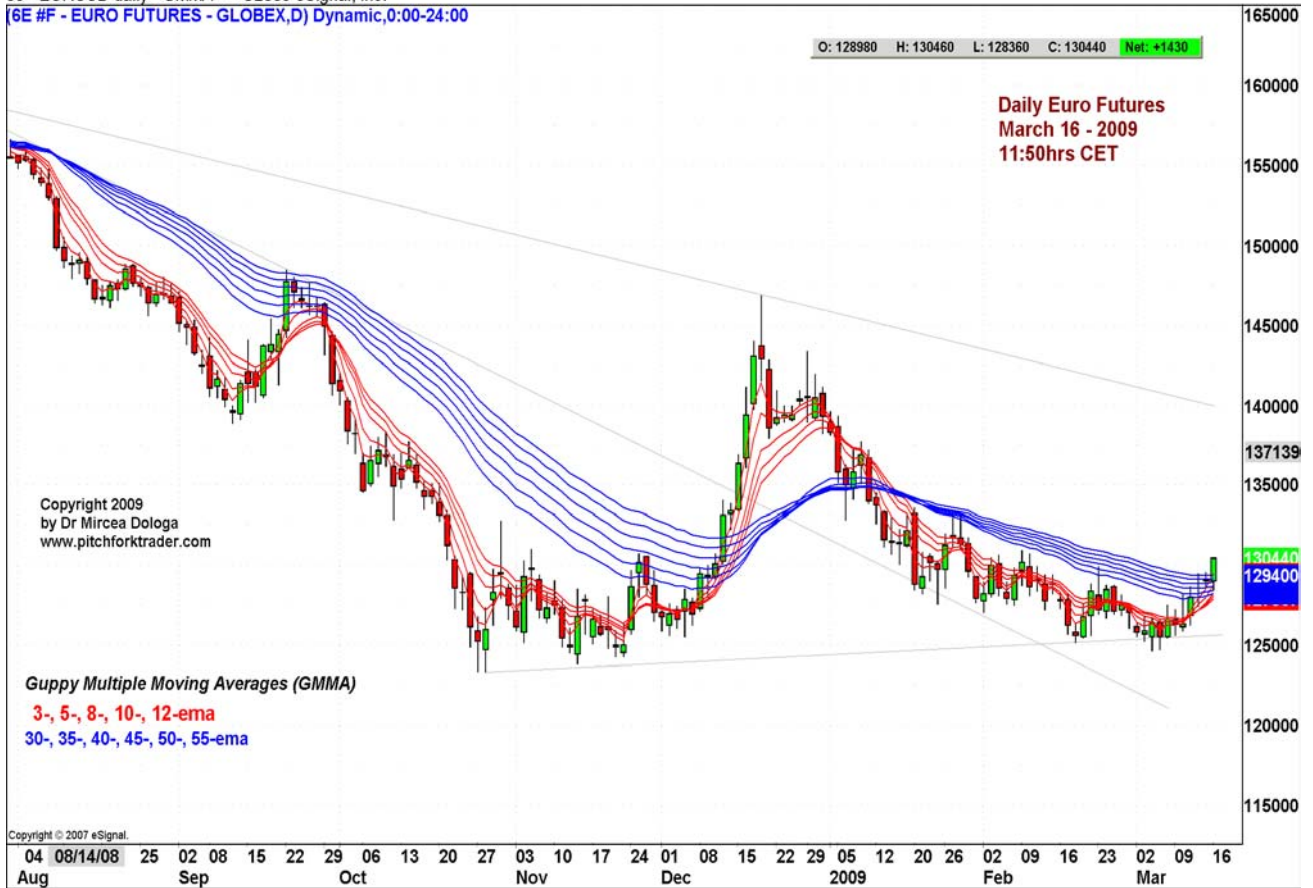


03 - EURUSD daily + - ©2009 eSignal, Inc.

[6E #F - EURO FUTURES - GLOBEX,D] Dynamic,0:00-24:00



05 - EURUSD daily - GMMA + - ©2009 eSignal, Inc.  
 [6E #F - EURO FUTURES - GLOBEX,D] Dynamic,0:00-24:00



## 6. US Dollar Index Futures

US dollar weekly +++ - ©2009 eSignal, Inc.  
 [DX #F - US DOLLAR INDEX,W] Dynamic,0:00-24:00





### 7. Usd/Jpy Futures - Major Currency



USDJPY daily + - ©2009 eSignal, Inc.

[6J #F - JAPANESE FUTURES - GLOBEX,D) Dynamic,0:00-24:00



### 8. Euro-British Pound – EUR/GBP Futures - Major Currency

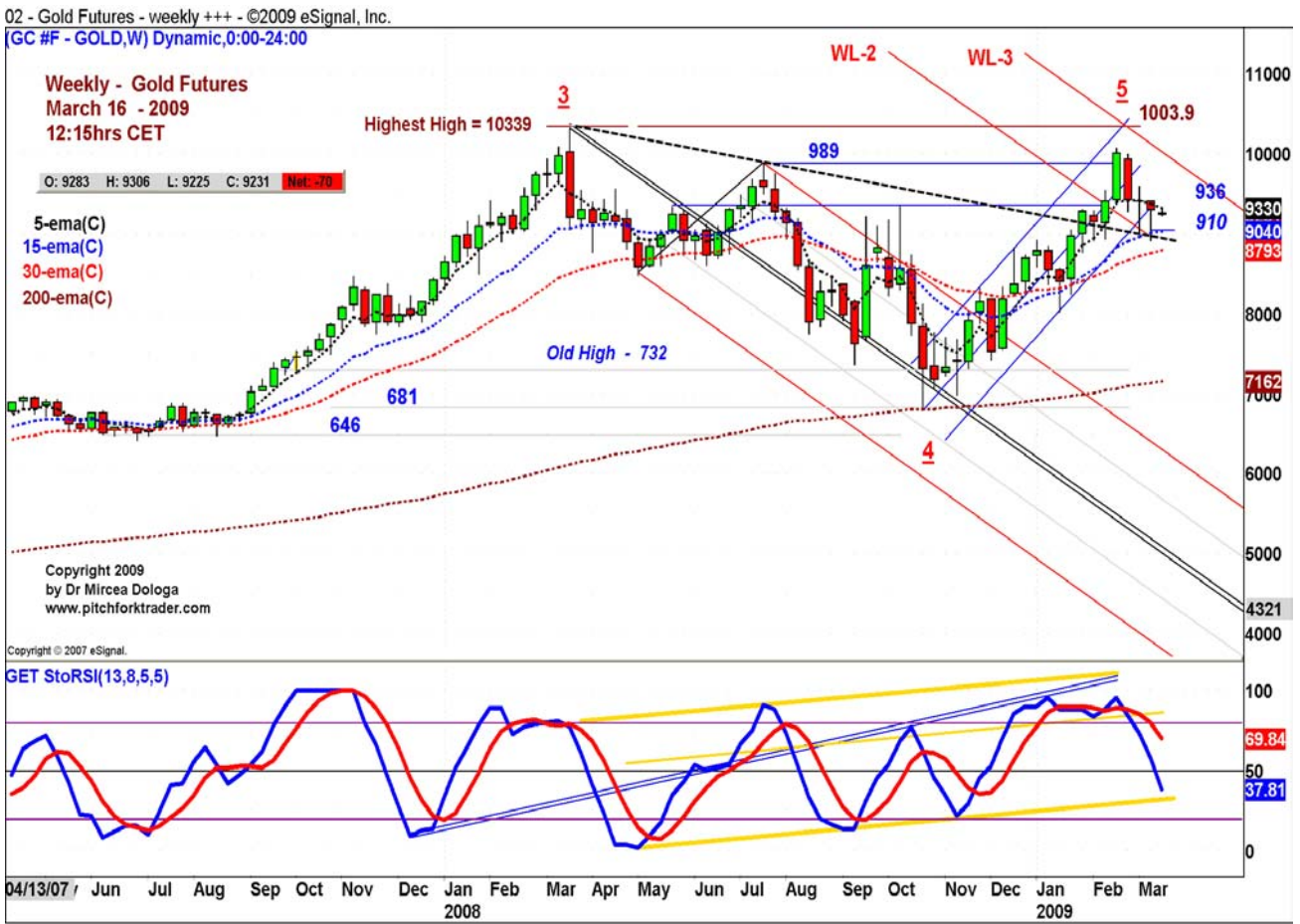
EUR-GBP - weekly - ©2009 eSignal, Inc.

[RP #F - EURO/BRITISH POUND,W) Dynamic,0:00-24:00

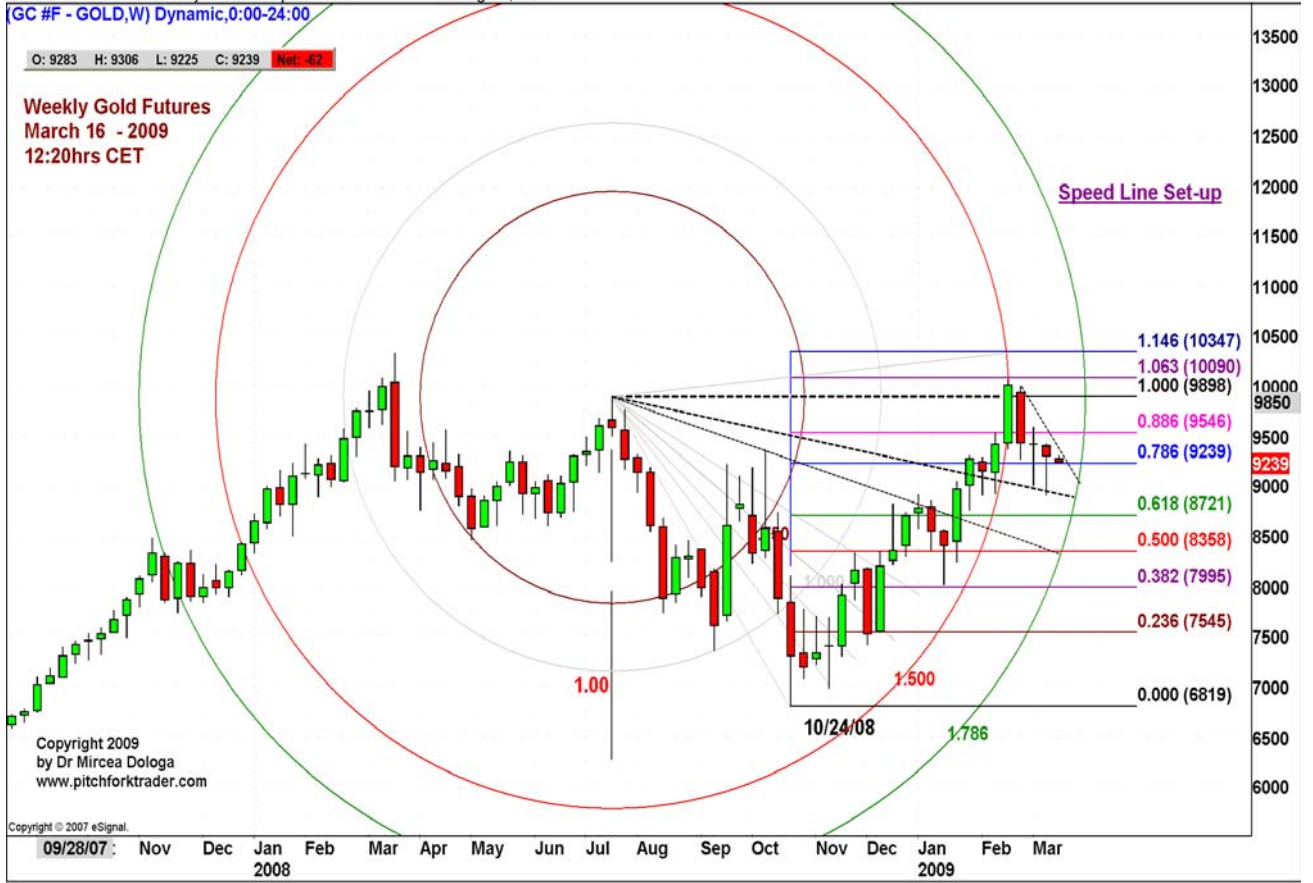




### 9. Gold Futures



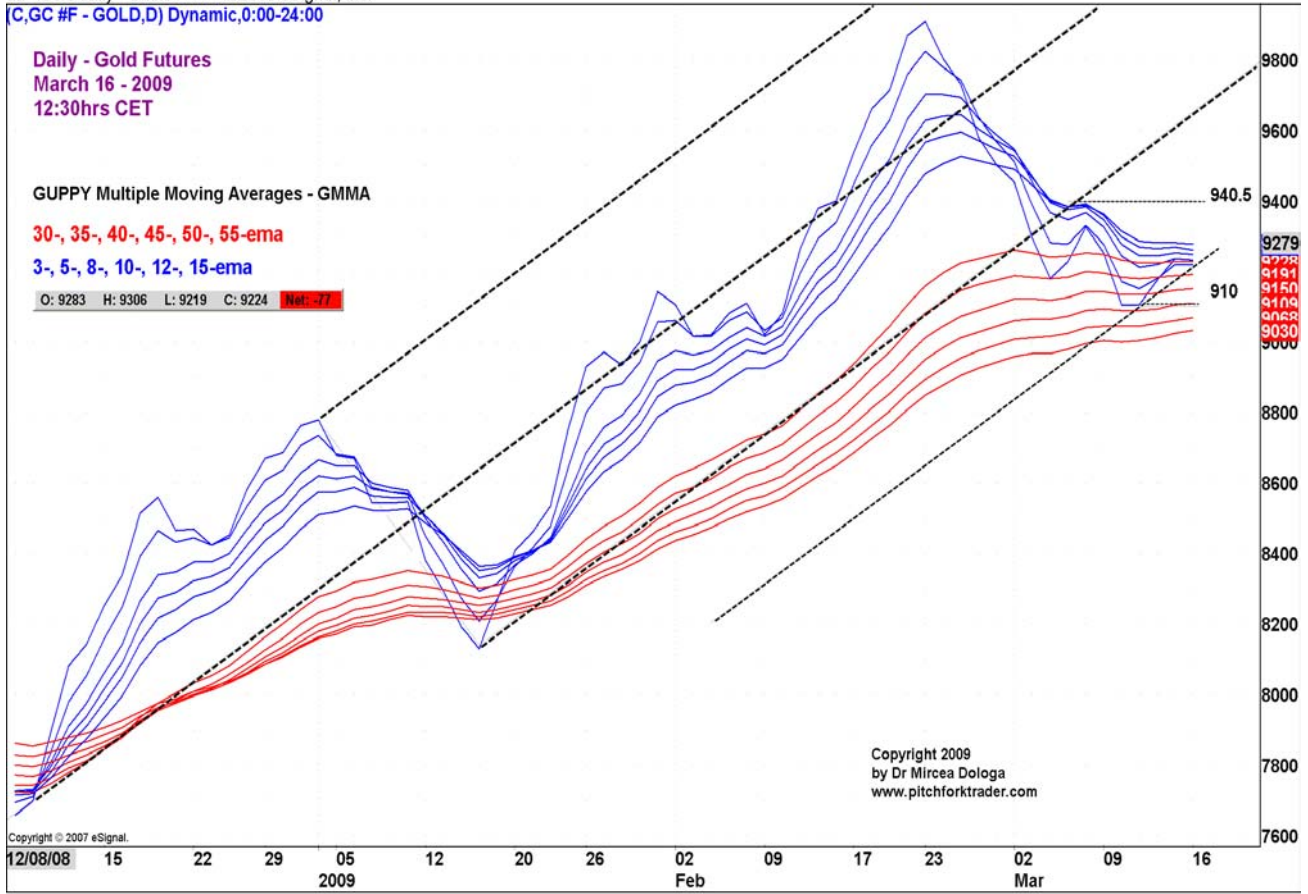
03 - Gold Futures - weekly - Arcs & Speed TLs +++ - ©2009 eSignal, Inc.  
 [GC #F - GOLD,W] Dynamic,0:00-24:00



06 - Gold Futures - daily - Gann Box +++ - ©2009 eSignal, Inc.  
 [GC #F - GOLD,D] Dynamic,0:00-24:00



05 - Gold daily - GMMA +++ - ©2009 eSignal, Inc.  
 (C,GC #F - GOLD,D) Dynamic,0:00-24:00



### 10. Light Crude Oil Futures

01 - Crude Oil - Perp - monthly +++ - ©2009 eSignal, Inc.  
 (CL #F - LIGHT CRUDE OIL,M) Dynamic,0:00-24:00



02 - Crude Oil - Weekly - Gann Box +++ - ©2009 eSignal, Inc.  
 [CL #F - LIGHT CRUDE OIL,W] Dynamic,0:00-24:00



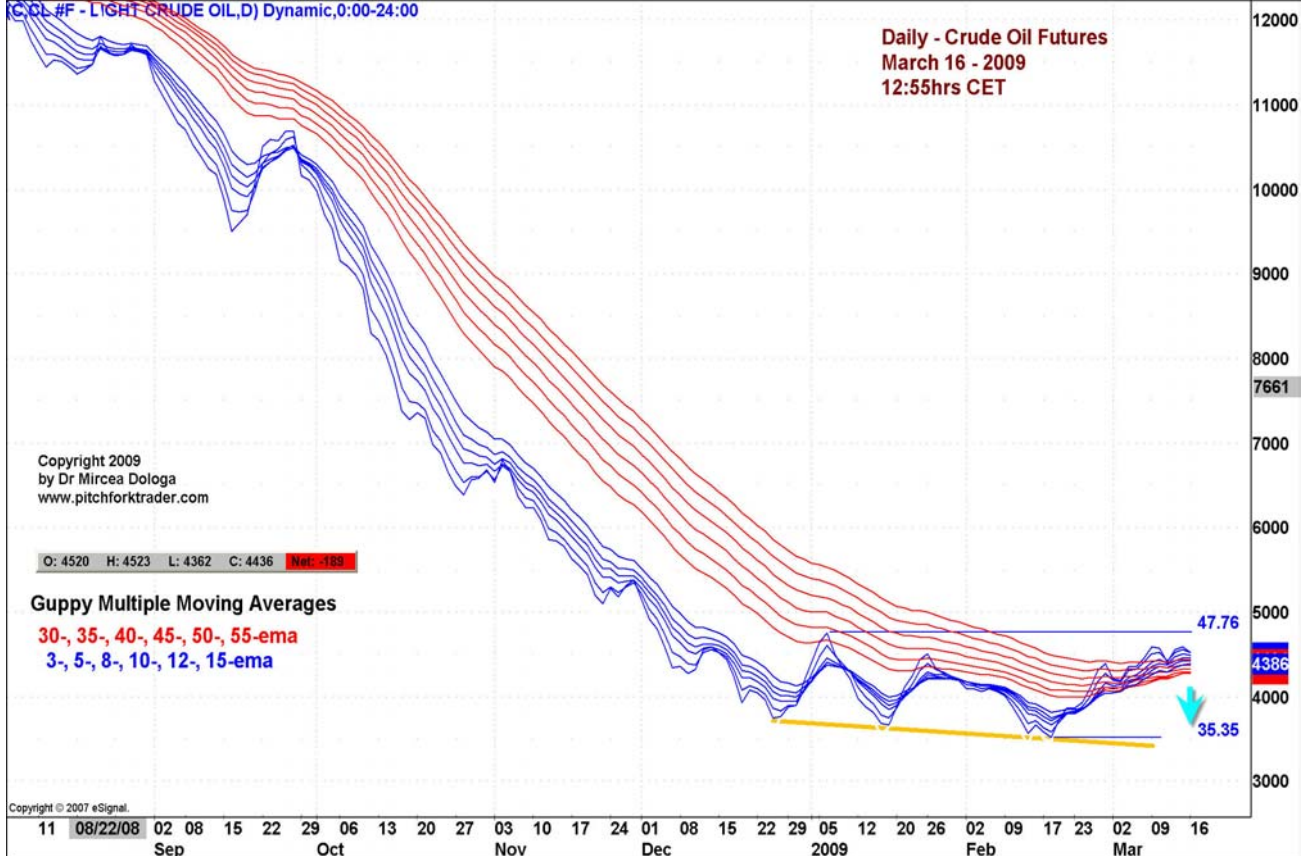
03 - Crude Oil - Weekly - Jenkins - Down - ©2009 eSignal, Inc.  
 [CL #F - LIGHT CRUDE OIL,W] Dynamic,0:00-24:00



04 - Crude Oil - Perp - daily +++ - ©2009 eSignal, Inc.  
 [CL #F - LIGHT CRUDE OIL,D] Dynamic,0:00-24:00



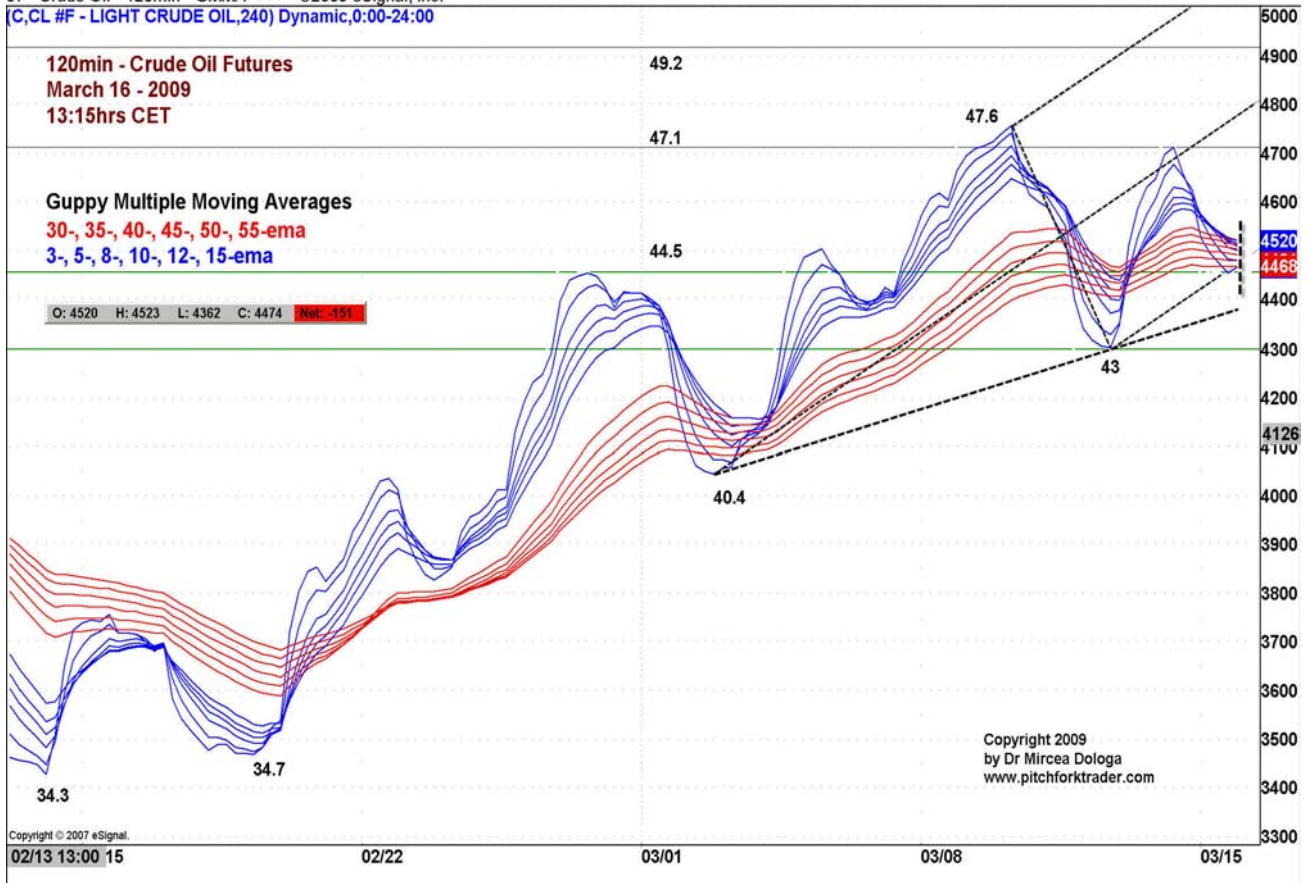
05 - Crude Oil - daily - GMMA +++ - ©2009 eSignal, Inc.  
 [CL #F - LIGHT CRUDE OIL,D] Dynamic,0:00-24:00




06 - Crude Oil - 120min +++ - ©2009 eSignal, Inc.  
 [CL #F - LIGHT CRUDE OIL,120] Dynamic,0:00-24:00



07 - Crude Oil - 120min - GMMA +++ - ©2009 eSignal, Inc.  
 [C,CL #F - LIGHT CRUDE OIL,240] Dynamic,0:00-24:00




## About Dr Mircea Dologa's works: *Trader, Educator (including mentorship) & Researcher*



**Volume 1** - 444 pages  
(Beginner & Intermediate Level)



**Volume 2** - 300 pages  
(Advanced Level)



**Volume 3** - 480 pages  
(Advanced Level)

The below two reviews pertain to Volume 1

### Breakthrough studies of Integrated Pitchfork Analysis

*"Dr. Mircea Dologa picks up where Dr. Alan Andrews left off in his breakthrough studies of 'pitchfork' pattern analysis. In his new book, the author has taken the interpretation and application of 'pitchfork' patterns to an entirely new level. After studying Dr. Dologa's well written and very well illustrated book I will never look at a chart the same way again. What Dr. Dologa has done with 'pitchforks' is absolutely amazing. You've got to read it to believe it. Pitchfork patterns can provide so much practical and useful information that you will be referring to this book over and over. The book ends on a high note with an excellent chapter on Case Studies and Money Management. Traders will want to keep this powerful book handy for frequent reference. Highly recommended."*

Chuck LeBeau, Director of Quantitative Analysis for SmartStops.net and co-author of Computer Analysis of the Futures Market, noted trader, lecturer and trading systems developer.

*Integrated Pitchfork Analysis: Basic to Intermediate Level* is an introductory text to the branch of Technical Analysis which uses the Andrews' pitchfork trading technique. Designed for traders with no experience of Pitchfork Analysis this book demonstrates how to analyse the markets and trade using pitchfork analysis, assisting the novice trader in achieving a consistent performance.

Written by experienced trader, Dr Mircea Dologa, the founder of [www.pitchforktrader.com](http://www.pitchforktrader.com), the book begins by introducing and discussing the basic theory of pitchfork trading, providing a description of the technique, how to analyse the charts and how to make a decision based on that analysis. It then moves on to the more practical aspects about the low risk high-probability trade from its inception to its termination. Crucially expert guidance on money management and risk management techniques - when to get in, when to get out and where to locate the initial or trailing stops is also provided.

Ultimately *Integrated Pitchfork Analysis: Basic to Intermediate Level* will teach you how to trade, how to follow the markets and how to consistently make money.

Cover Design: Jim Wilkie

ISBN 978-0-470-69434-3

WILEY  
wiley.com

*"Dr. Mircea Dologa's book, Integrated Pitchfork Analysis, combines the breadth of evolving theory with the depth of experience acquired from years of practical application, leaving almost no stone unturned in an exploration of the Pitchfork and its application to profitable short-term trading. Many of Dr. Dologa's ideas are truly innovative, reflecting his understanding of human nature. It would be difficult to find a more complete coverage of Pitchfork trading. It is a mine of (literally) valuable information."*

Tony Plummer, Director, Helmsman Economics Ltd, and author of *Forecasting Financial Markets: The Psychology of Successful Investing*.

*"It has indeed been a privilege for me to have access to Dr Mircea Dologa's amazing analysis which I consider to be an extremely important contribution to Technical Analysis. His development of Integrated Pitchfork Analysis in synergy with existing state-of-the-art trading tools resulting in an easy to use professional edge technique has not been previously utilized. This undoubtedly increases the improvement of trading accuracy, leading to enhanced confidence with greater profitability for both trading and investing. This book is a truly remarkable achievement in the field of Technical Analysis and Dr. Dologa, like myself, is motivated to educate traders and investors on the wonderful world of Technical Analysis and how it can help them in these volatile markets. I believe Dr. Dologa will join the true Market Masters of the 21st Century."*

Dawn Bolton-Smith, Founder-Member of the Australian Technical Analysis Association, Senior Technical Analyst, Educator & Writer.

*"Dr. Mircea Dologa has masterfully defined and delineated the Median Line procedure that is central to Pitchfork Analysis and trading. His basic and intermediate theory and practice is a definitive work in this important realm of technical market analysis."*

Professor Oliver Henry Pruden, Professor of Business Administration and Executive Director of the Institute for Technical Market Analysis, Golden Gate University, San Francisco, USA.

Published Articles List by author at: [http://www.pitchforktrader.com/List\\_of\\_Published\\_Articles.pdf](http://www.pitchforktrader.com/List_of_Published_Articles.pdf)

## About the Author


**Dr Mircea Dologa** began his investment and trading career in the pharmaceutical and real estate industries in 1987. Once he passed the Series 7 and Series 3 exams, he realized the scarcity of the true ‘*know how*’ practical tools in financial literature and seminars. After reading hundreds of books and attending numerous seminars, the same question kept popping up: *Where is the meat?* Most of the time, besides the classics... it wasn't there!

As a registered **Commodity Trading Advisor (CTA)** with the National Futures Association of U.S.A., he founded a new teaching concept, based on practical aspects of trading, for both newcomers and experienced traders.

He is an international contributor to trading magazines in the USA (‘*Technical Analysis of Stocks & Commodities*’, ‘*Futures*’); the United Kingdom (‘*The Technical Analyst*’); Germany (‘*Traders*’ – English- and German-language editions); Australia (‘*Your Trading Edge*’) and Asia (‘*The Trader’s Journal*’).

Dr Mircea Dologa has written three books, over 1224 pages, 1560 charts and 44 Excel files, in his quest to efficiently teach the trading art from the beginner’s level to the highest nowadays standards. The author’s main thought during the three years of planning, conceiving and writing these professional trading books was how to optimally reveal the practical aspects.

*Dr Mircea Dologa attended New York University and Cooper Union School of Engineering and Science in New York and graduated from the latter with a B.S. in Theoretical Physics. He obtained his Doctorate in Medicine from the School of Medicine in Paris. He also took MBA courses in finance and business management at the University of South Carolina in Columbia and at the French School of Business and Finance (HEC Paris France). After holding the positions of Medical Director and later of General Manager, in 1992 he decided to focus exclusively on his investments and since then he has devoted his activity to financial markets. He lives with his wife and two daughters in Paris, France.*



**Email:** [mircdologa@yahoo.com](mailto:mircdologa@yahoo.com)

## Disclaimer

*The purpose of this material is to provide you a very powerful trading technique, named “Integrated Pitchfork Analysis“, a valuable tool in the financial markets. The text, the chart examples, or any part of this material are not to be taken as “investment advice”. They are purely and strictly for educational purposes. Ultimately, you are responsible for all of your investment decisions. The data used in this material is believed to be from reliable sources but cannot be guaranteed.*

*There is no guarantee that this tool will continue to work in the future. “Past performance is not indicative of future results”. You should understand that there is considerable risk of loss in the stock, futures or options markets. Neither the author, nor anyone else involved in the production of this material, will be liable for any loss, damage or liability directly or indirectly caused by the usage of this material.*